



Door Controls USA

DC7000

Low Energy Swing
Door Operator



THE OPTION TO AUTOMATE YOUR MANUAL DOORS

ADA-Compliant Low Energy Door System

Key Features:

- Compliant with ANSI A156.19, A117.1, and the Americans With Disabilities Act of 1990
- Recognized as the top choice for making spaces accessible to individuals with disabilities
- Suited for both new and existing entryways
- Compatible with touchless activation methods
- Quick and hassle-free installation onto pre-existing structures
- Accommodates both butt-hung and center-pivoted door configurations
- Fire and life-safety compliant

Applications:

- Healthcare facilities
- Assisted Living
- Retail
- Bank/Financial
- Dormitories
- College/Universities
- Hotel
- Schools & Libraries

10/19/2023

DoorControlsUSA.Com

800-437-3667

DC7000

Low Energy Swing Door Operator

SPECIFICATIONS

MAXIMUM DOOR WIDTH:

Single Units: 3' to 3'-6" (.914m to 1.067m)

Pair Units: 5' to 7' (1.524m to 2.133m)

PANEL WEIGHT:

Up to 200 pounds each (320Kg)

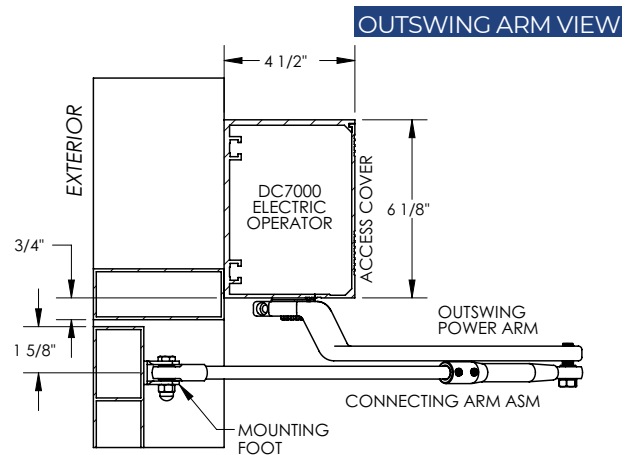
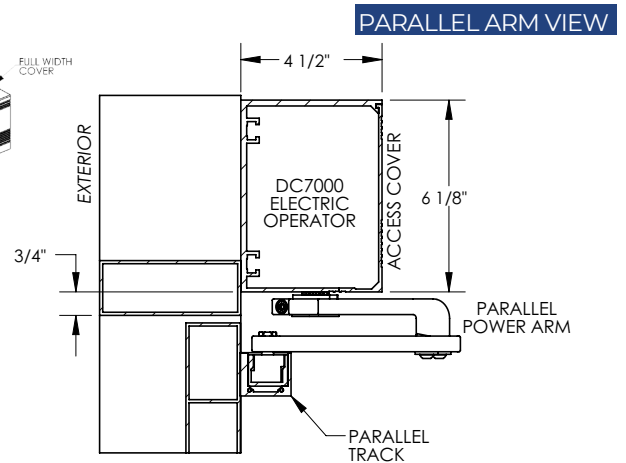
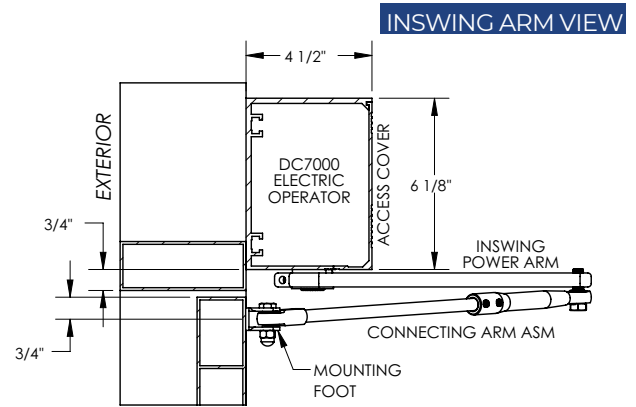
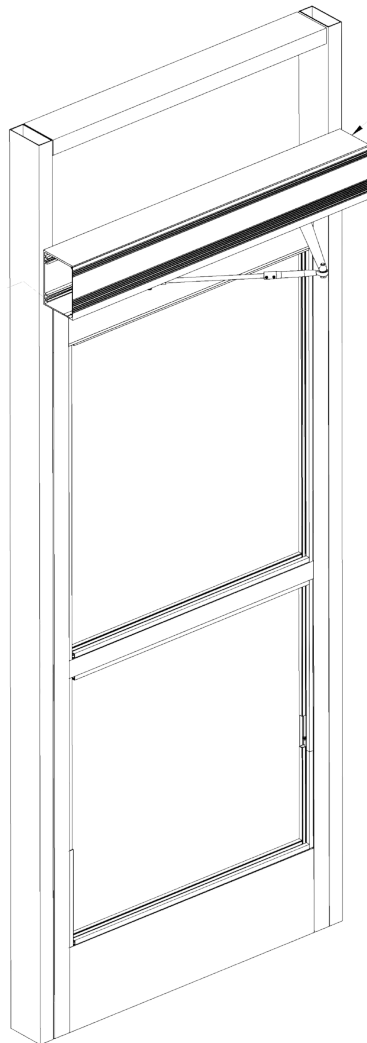
POWER INPUT:

120, 220 VAC, 50-60 Hz, Single Phase

15 amp service. Current draw - 3.15 amps

CODE COMPLIANCE:

Time delay: 2 to 30 sec. (ANSI A156.19 requires 5 sec. minimum time delay).



ACTIVATION OPTIONS:

TOUCHLESS WAVE PLATES



PUSH PLATE PACKAGE



FIND MORE ONLINE AT
DoorControlsUSA.com

10/19/2023